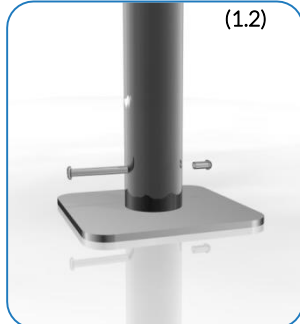


Installation Instructions

Surface Fixed Calypso Chimes Page 1 of 4



Weight of heaviest part 7.5kg

1. Instrument will arrive on site fully assembled. **(1.1)**
(See Assembly Guide)

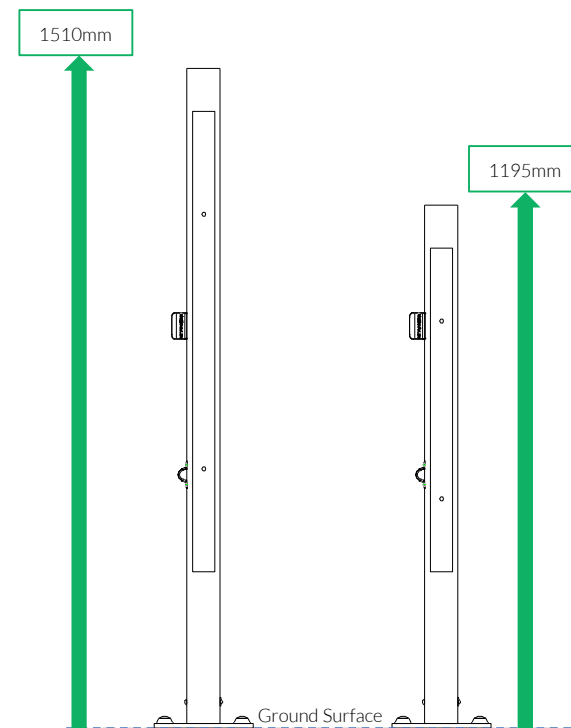
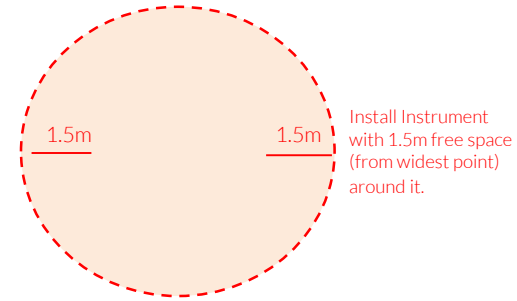
2. Attach Surface Fixing posts to legs **(1.2)** (See Ground Fix Post Installation Sheet)

3. **Locate Plate** in desired location and mark holes to fix to desired surface.

4. Fix to Surface using recommended ground anchors not supplied

5. Make sure all fixings are covered and secure using cover caps provided

6. Attach the holder, beater and the saddle strap on side of the post. **(1.3)**



Instrument Components:



-  x4
M6x20 Security Screw
-  x1
M6 Saddle Strap
-  x2
M6 Square Nut
-  x1
Beater Holder

Metric Conversion:
1510mm/ 59"
1.5m/ 59"



Single Small Red
Beaters X1

Surface Fix Components:

-  x1
-  x1

Spares available from
www.musical-play.com or
from your local distributor

10 Kg

Assembly Guide PPCALQU



Surface Fixed Calypso Quatro Post Page 2 of 4



Instrument Components:



-  x4
M6x20 Security Screw
-  x1
M6 Saddle Strap
-  x2
M6 Square Nut
-  x1
Beater Holder

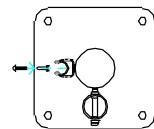
Thread Lock Solution
Required (Not Supplied)





Single Small Red
Beaters X1

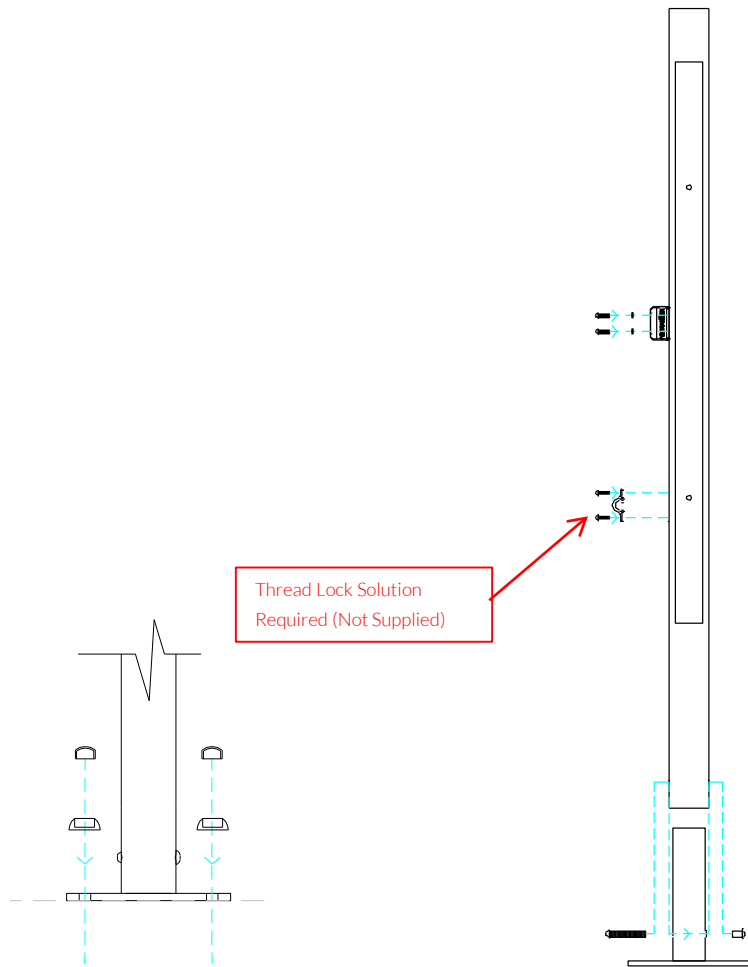
Surface Fix Components:

-  x1
-  x1



Tools:

-  x1
-  x2



COMPONENTS LIST:

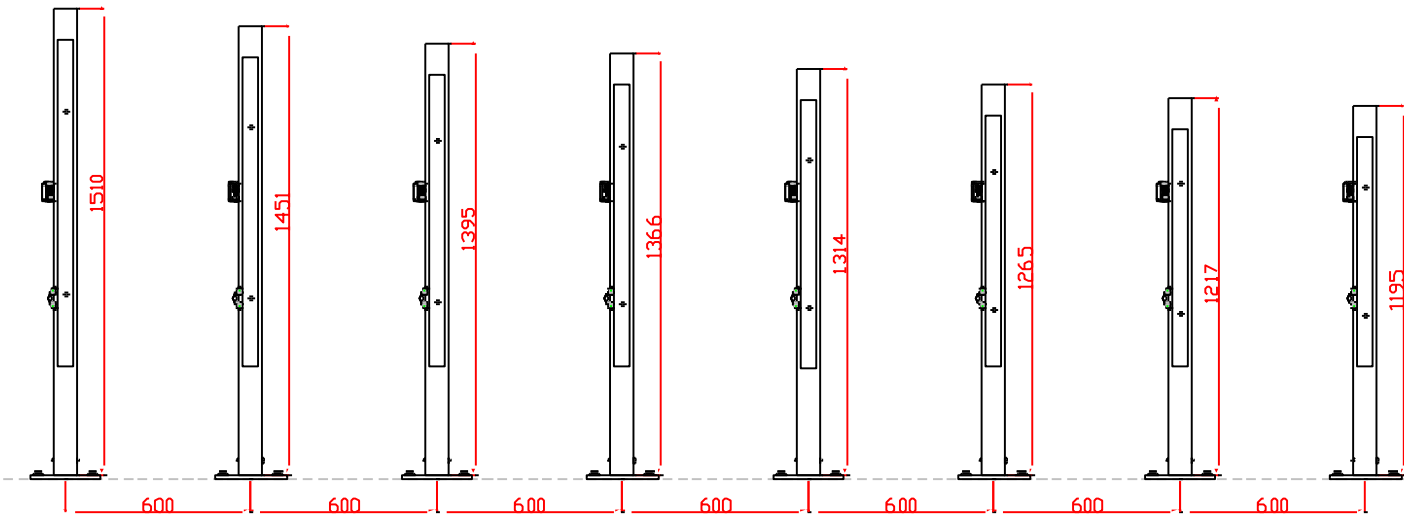
-  2 Part Cover Cap X4
-  Saddle Strap X2
-  M6x20 Pin torx X4
-  M10x70 Pin torx X1
-  M10 Barrel Nut Pin torx X1
-  M6 Square Nut X2
-  Beater Holder X1

Spares available from
www.musical-play.com or
from your local distributor

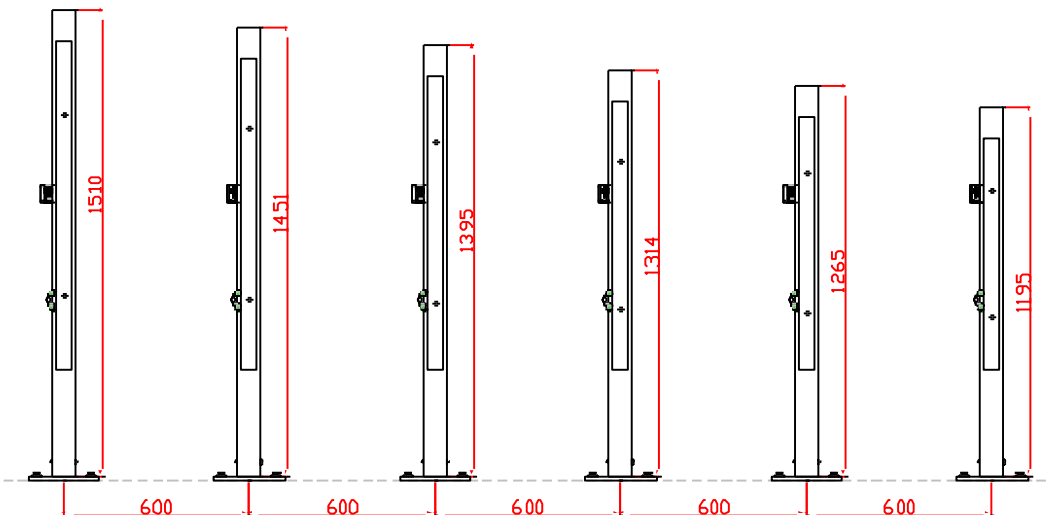
10 Kg

Assembly Guide PPCALQU

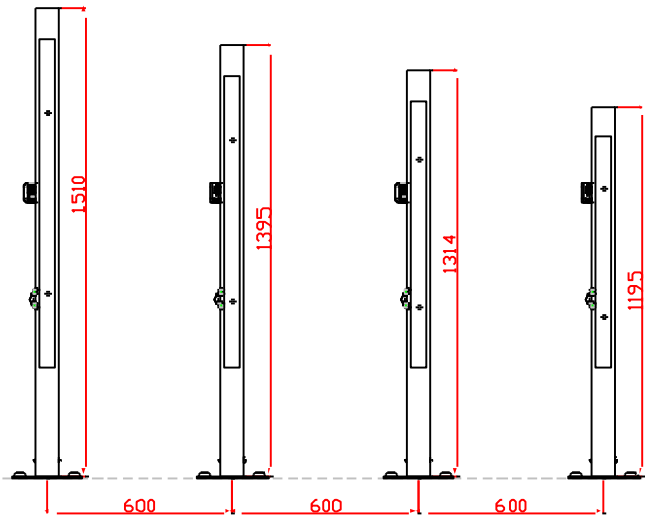
Diatonic Set of 8



Pentatonic Set of 6



Pentatonic Set of 4



Surface Fixed
Calypso Quatro Post
Page 3 of 4




Instrument Components:

-  x4
-  x1
-  x2
-  x1



600mm min spacing

Thread Lock Solution
Required (Not Supplied)



Single Small Red Beaters X1

Surface Fix Components:

-  x1
-  x1

Spares available from
www.musical-play.com or
from your local distributor

10 Kg

Ground Fix Post Installation

Surface Fixed
Calypso Quatro Post
Page 4 of 4



Components:



x1

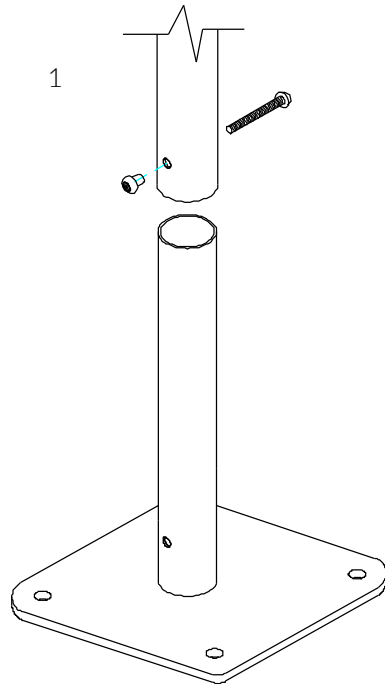
M10 Barrel Nut



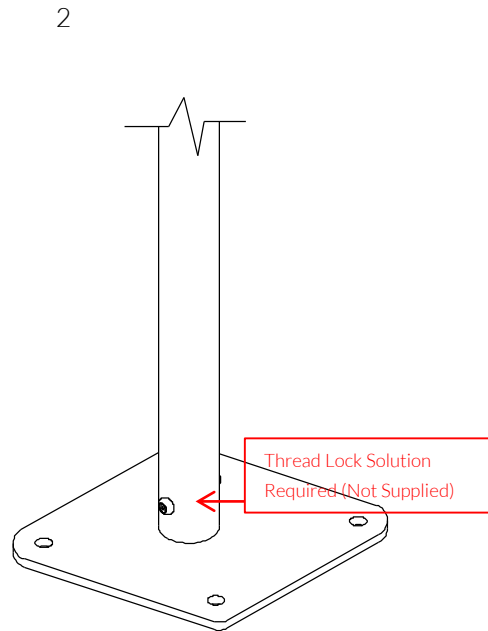
x1

M10x70 Security Screw

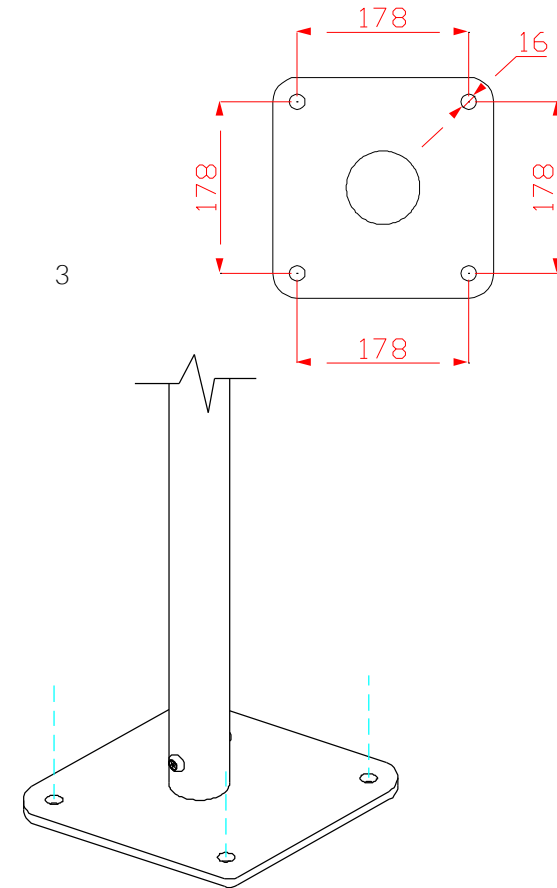
Thread Lock Solution
Required (Not Supplied)



Locate the Surface fix Plate into the leg of the instrument.



Fix instrument to Surface fix plate using M10 bolt and Barrel Nut and use **thread locking solution** to prevent fixings working loose.



Fix Surface Plate to the ground surface **Ground Anchors Not provided** cover fixings with caps provided