

Installation Instructions

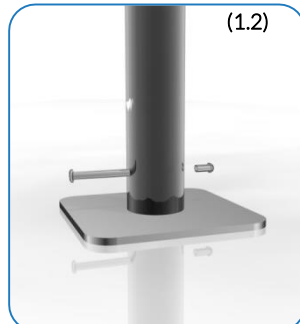
Surface Fixed Calypso Chimes Page 1 of 4



Instrument Components:

-  x4
M6x20 Security Screw
-  x1
M6 Saddle Strap
-  x2
M6 Square Nut
-  x1
Beater Holder

Metric Conversion:
1510mm/ 59"
1.5m/ 59"



Weight of heaviest part 7.5kg

1. Instrument will arrive on site fully assembled. **(1.1)**
(See Assembly Guide)

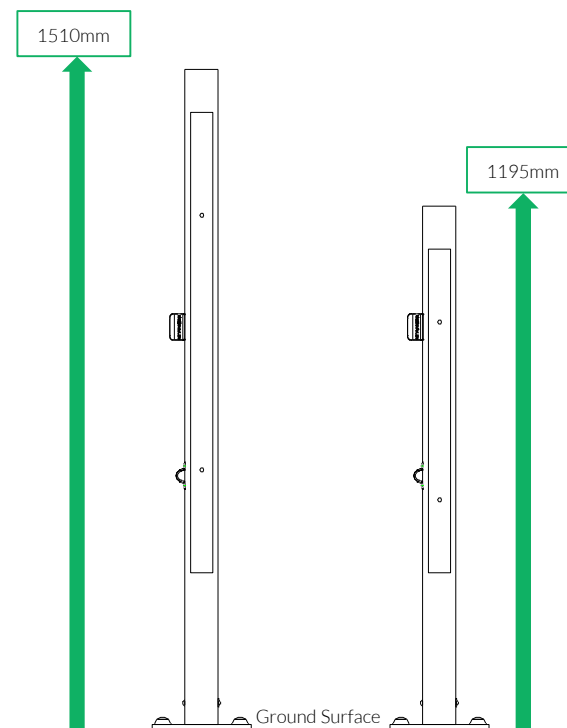
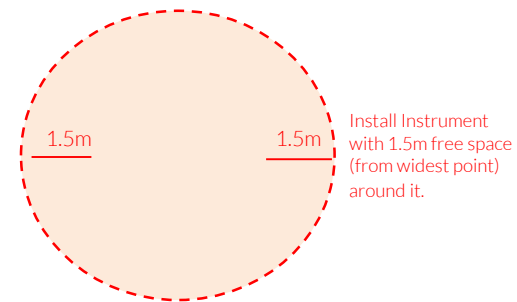
2. Attach Surface Fixing posts to legs **(1.2)** (See Ground Fix Post Installation Sheet)

3. **Locate Plate** in desired location and mark holes to fix to desired surface.

4. Fix to Surface using recommended ground anchors not supplied

5. Make sure all fixings are covered and secure using cover caps provided


6. Attach the holder, beater and the saddle strap on side of the post. **(1.3)**



Single Small Red
Beaters X1

Surface Fix
Components:

 x1
M10x70 Security Screw

 x1
M10 Barrel Nut

Spares available from
www.musical-play.com or
from your local distributor

10 Kg

Assembly Guide PPCALQU




Surface Fixed Calypso Quatro Post Page 2 of 4



Instrument Components:


-  x4
M6x20 Security Screw
-  x1
M6 Saddle Strap
-  x2
M6 Square Nut
-  x1
Beater Holder

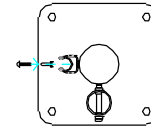
Thread Lock Solution
Required (Not Supplied)





Single Small Red
Beaters X1

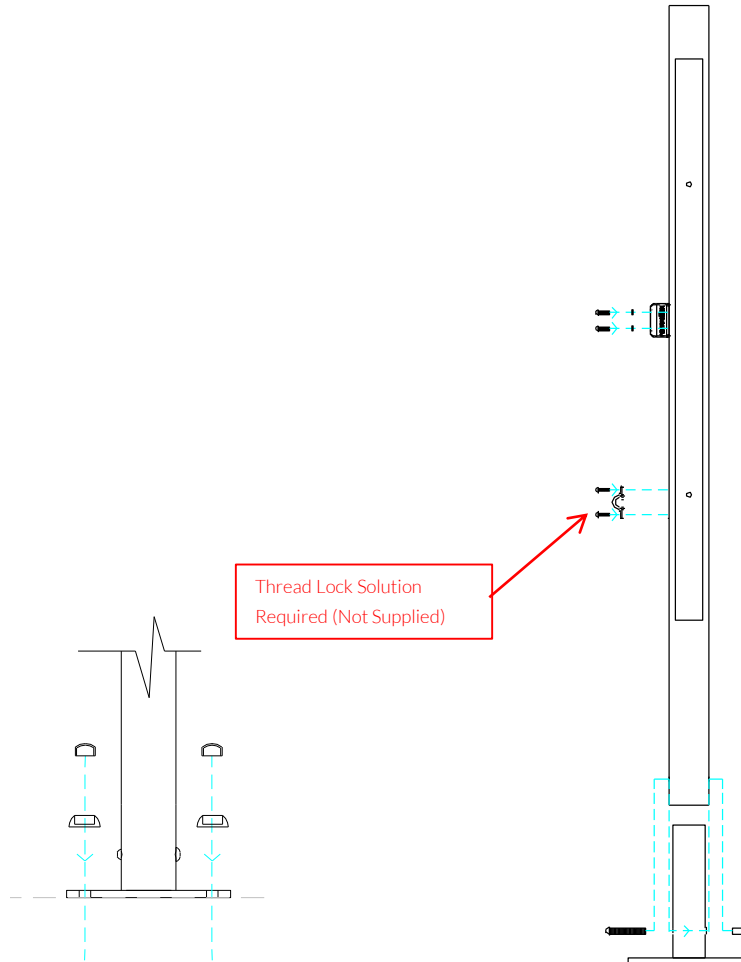
Surface Fix Components:

-  x1
M10x70 Security Screw
-  x1
M10 Barrel Nut









Tools:

-  x1
TX 30 Driver Bit
-  x2
TX 45 Driver Bit



COMPONENTS LIST:

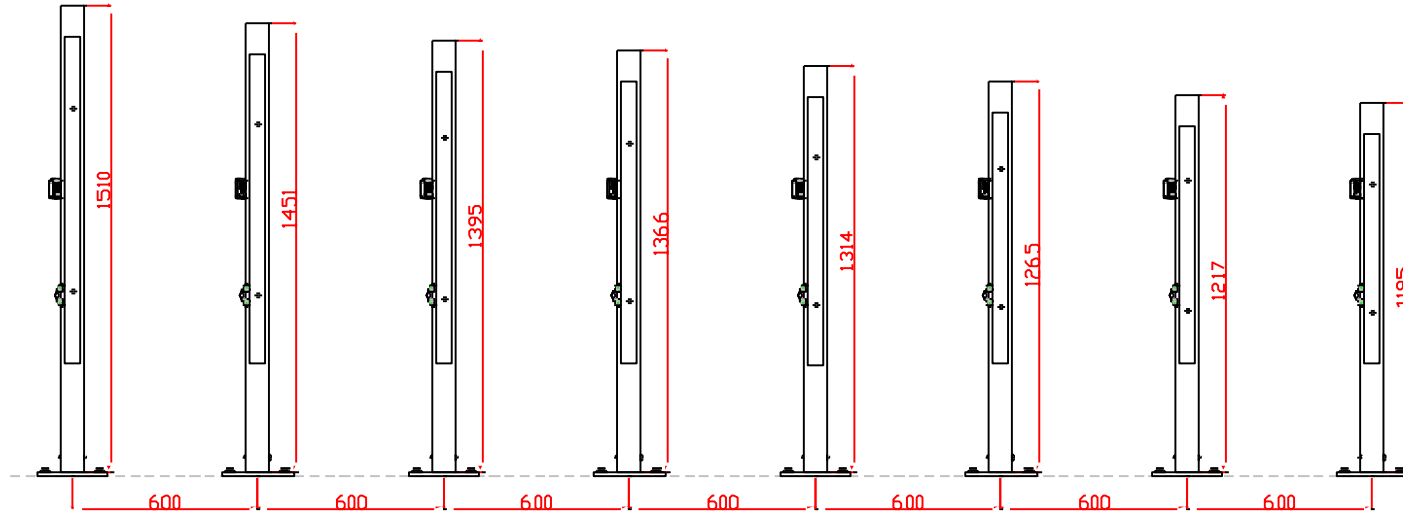
-  2 Part Cover Cap X4
-  Saddle Strap X2
-  M6x20 Pin torx X4
-  M10x70 Pin torx X1
-  M10 Barrel Nut Pin torx X1
-  M6 Square Nut X2
-  Beater Holder X1

Spares available from
www.musical-play.com or
from your local distributor

10 Kg

Assembly Guide PPCALQU

Diatonic Set of 8



Surface Fixed Calypso Quatro Post Page 3 of 4



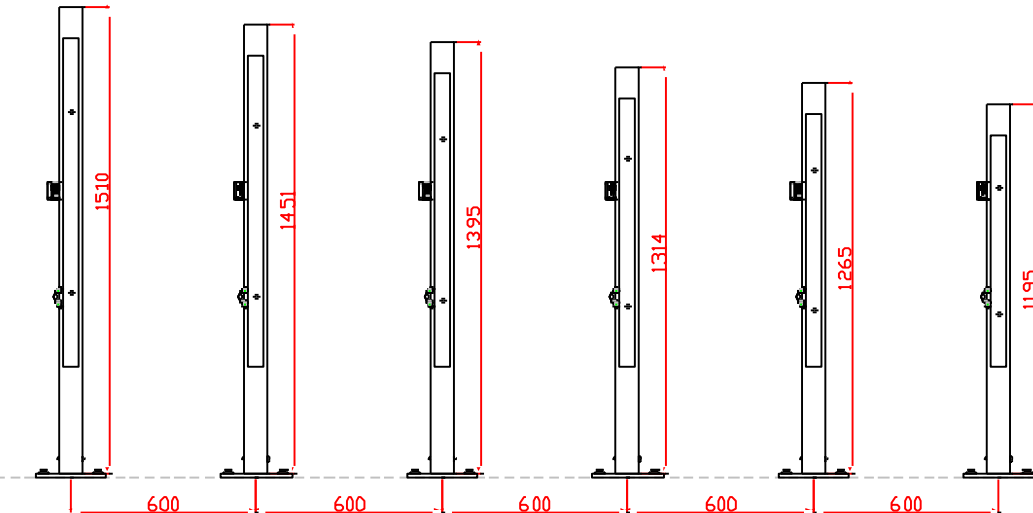
Instrument Components:

-  x4
-  x1
-  x2
-  x1


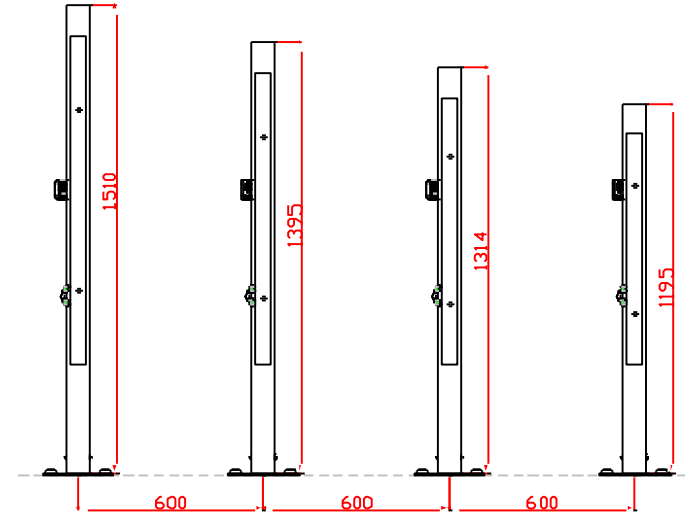
600mm min spacing

Thread Lock Solution
Required (Not Supplied)

Pentatonic Set of 6



Pentatonic Set of 4



Single Small Red
Beaters X1

Surface Fix Components:

-  x1
-  x1

Spares available from
www.musical-play.com or
from your local distributor

10 Kg

Ground Fix Post Installation

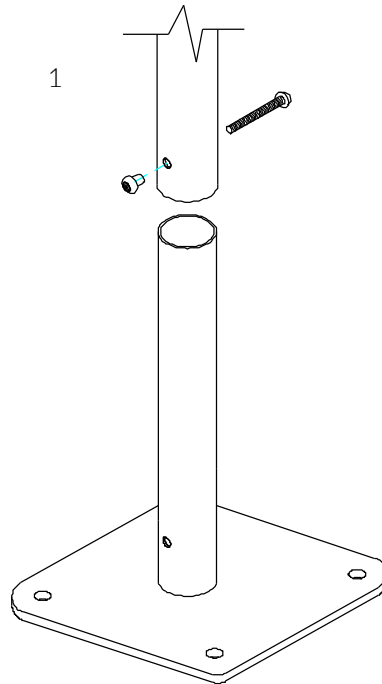
Surface Fixed Calypso Quatro Post Page 4 of 4



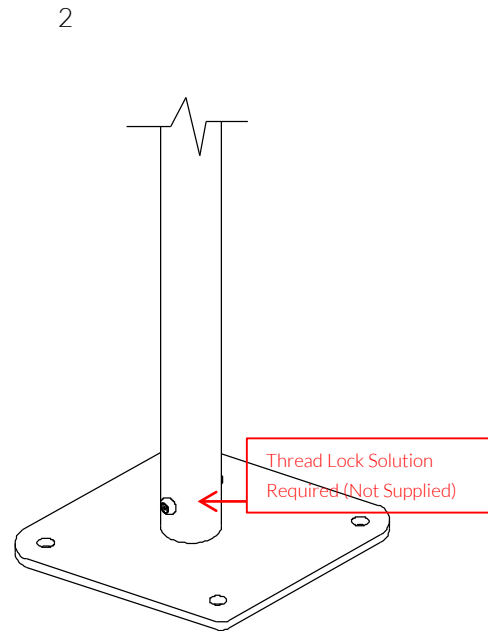
Components:



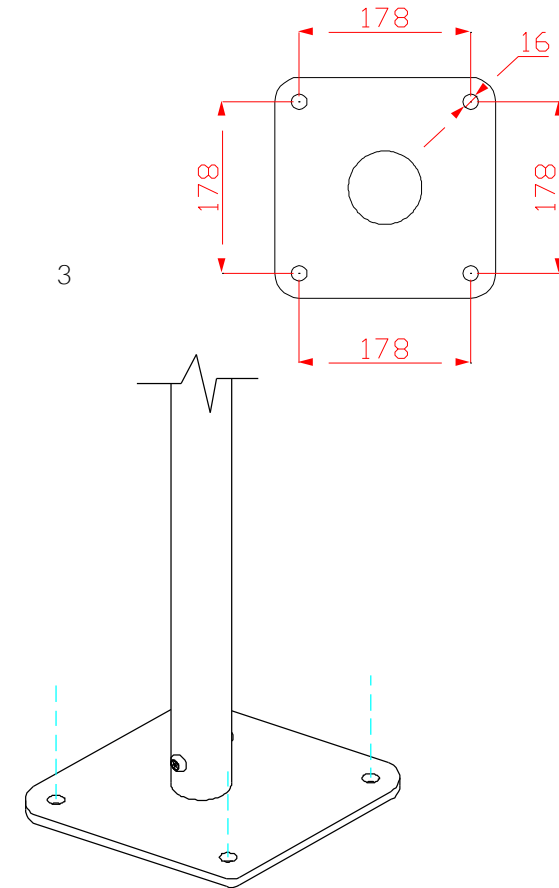
Thread Lock Solution
Required (Not Supplied)



Locate the Surface fix
Plate into the leg of the
instrument.



Fix instrument to Surface
fix plate using M10 bolt
and Barrel Nut and use
thread locking solution
to prevent fixings working
loose.



Fix Surface Plate to the
ground surface **Ground
Anchors Not provided**
cover fixings with caps
provided